


USB Port Lock (CSK-UL10) User Guide

Caution




- **USB Port Locks can be damaged if too much force is applied as they are removed from a port.**
- In rare cases, if the port lock is stuck in the PC frame, make sure to pull the lock key straight (perpendicular to the PC frame).
- Refer to Universal Lock Key (CSK-U11) User Guide for more tips on using the Lock Key

How to install

After identifying the direction, insert the Port Lock into the port by hand.



How to unlock



① Insert the Lock Key



② Move the sliding button



③ Pull straight out to remove a Port Lock



④ Remove a Port Lock from the Lock Key

Insert the Lock Key with Moving position, place the sliding button in Retrieval position, then pull out the Lock Key